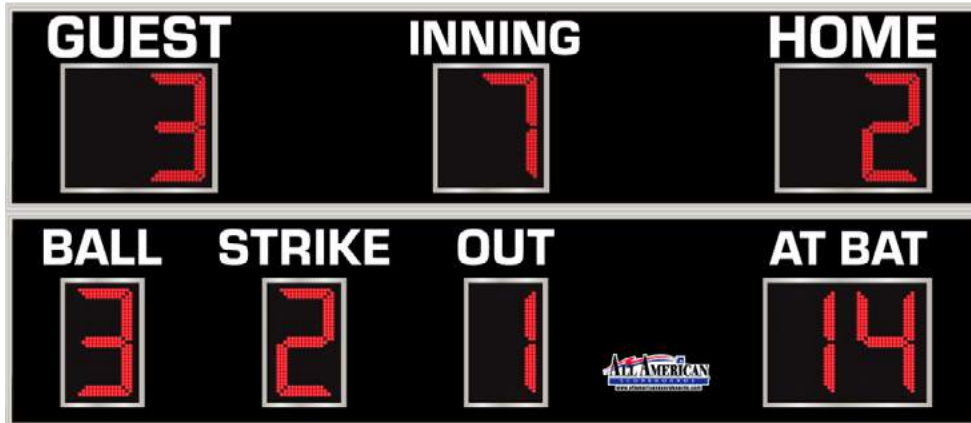



OUTDOOR SCOREBOARD
8364

Baseball



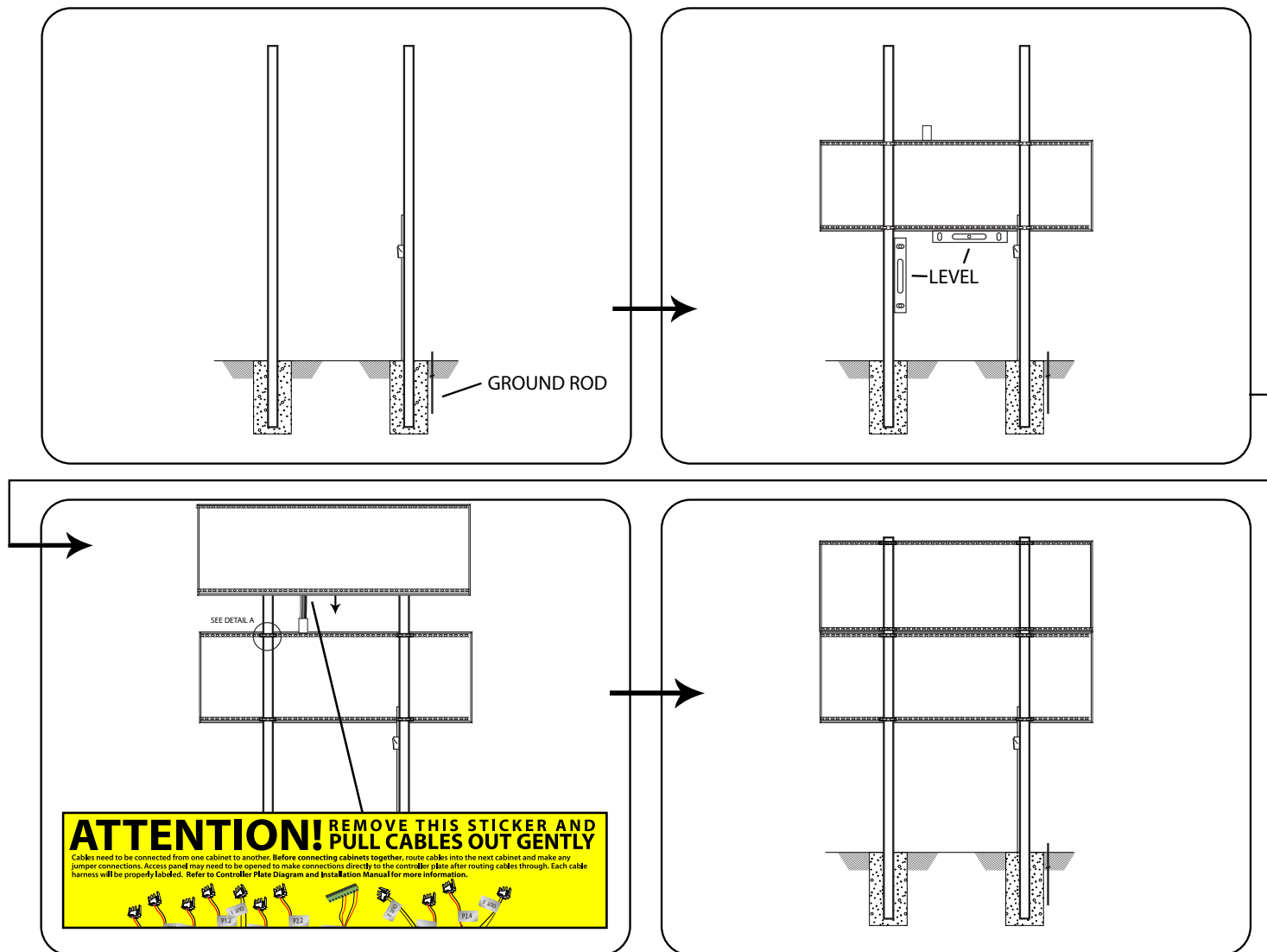
OVERALL DIMENSION	6' high x 14' wide x 4.7" deep (including built-in mounting channel).									
INFORMATION DISPLAYED	Home and Guest Scores, Inning, Ball, Strike, Out, Player At Bat.									
DIGITS	18" Bright Red, 7-Segment LEDs.									
INDICATORS	None.									
CAPTIONS	White vinyl letters.									
HORN	Horn not included. External 100 dB Vibrating Horn or 120dB Trumpet Horn are available.									
CONSTRUCTION	Extruded aluminum frame, .093" thick, mill finish. Faces made from 22ga galvalume steel with shatter proof polycarbonate windows. Backs made from 22ga galvanized steel.									
STANDARD COLORS (Custom Colors Available)	<table><tr><td>BLACK</td><td>NAVY</td><td>BLUE</td><td>LIGHT BLUE</td><td>PURPLE</td><td>BURGUNDY</td><td>RED</td><td>FOREST GREEN</td><td>GREEN</td></tr></table> <p>Black, Navy, Blue, Light Blue, and Red have a Kynar® finish, other standard and custom colors are powder coated or painted enamel.</p>	BLACK	NAVY	BLUE	LIGHT BLUE	PURPLE	BURGUNDY	RED	FOREST GREEN	GREEN
BLACK	NAVY	BLUE	LIGHT BLUE	PURPLE	BURGUNDY	RED	FOREST GREEN	GREEN		
ELECTRONICS	100% solid state, microprocessor controlled system.									
SERVICING	Front access for ease of servicing. Plug in modules for ease of replacement.									
MICROPROCESSOR CONTROL CONSOLE	<div></div> <p>Sold separately. Extruded Aluminum, high impact low profile microprocessor control console, latest state of the art, user friendly. Size: 13.25" wide x 5" high x 9" deep. Weight: 6 lbs. Microprocessor to be supplied with 25 feet of cable (hardwire). Microprocessor control console with membrane keyboard provides for direct entry of all information. Radio Control is available.</p>									
JUNCTION BOX	One outdoor rated junction box, 5" x 3" with cover and ethernet cable. (Hardwire)									
DATA CABLE	Twisted pair, direct burial, RJ45 Connectors (Hardwire).									
POWER REQUIREMENTS	115/230 VAC. 50/60 Hz. Minimum one 20A circuit is recommended.									
INSTALLATION	Typically installed on two posts. Mounting kits are supplied with scoreboard. <i>NOTE: Number of posts must be determined locally by licenced engineer.</i>									
WEIGHT	Net 381 lbs / Shipping 585 lbs.									
WARRANTY	Five year guarantee against defects in materials and workmanship. Factory repair service for parts in warranty. Union label. UL Certified.									

STANDARD VARIATIONS - Add suffix to model number in order that they appear below.

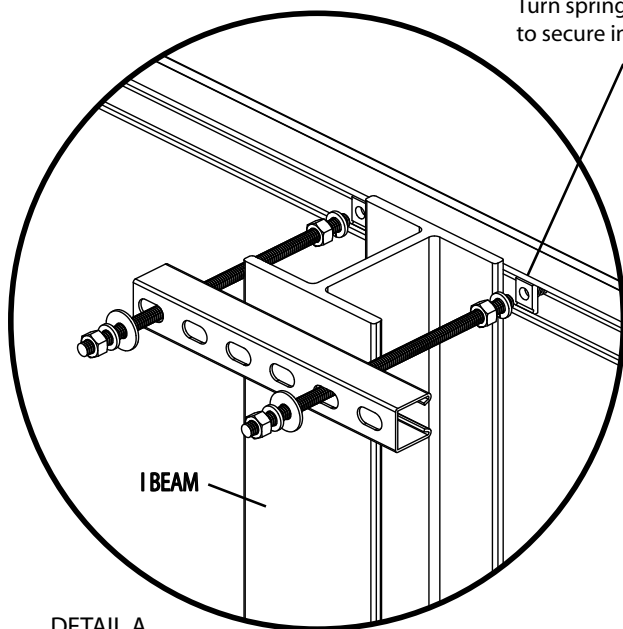
Model + RV2	Radio upgrade. 2.4 GHz spread spectrum, 1500' expected range.
--------------------	---

Typical Double-Cabinet Scoreboard Installation Illustration

NUMBER OF POLES SHOWN ONLY FOR REFERENCE. MUST BE DETERMINED LOCALLY BY LICENCED ENGINEER.



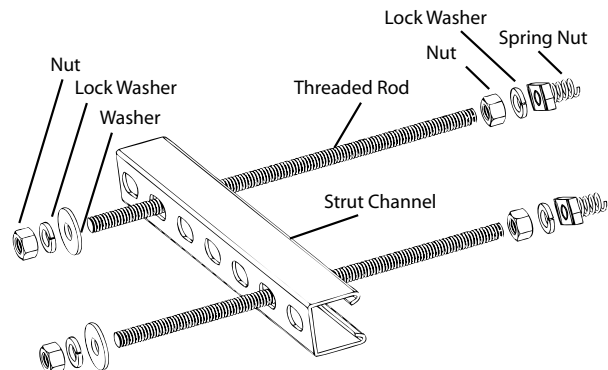
Turn spring nuts clockwise to secure into strut channel.

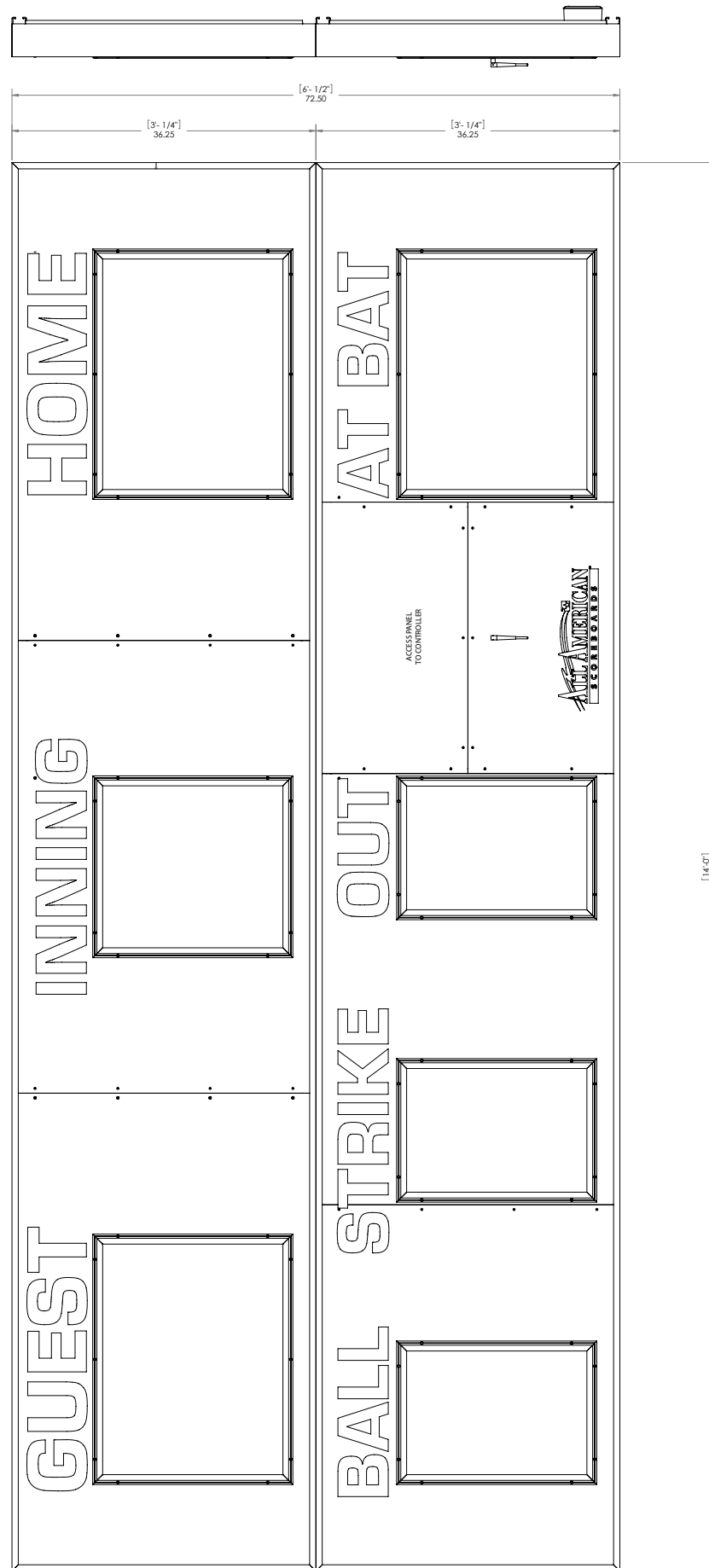


DETAIL A.

Mounting Kit

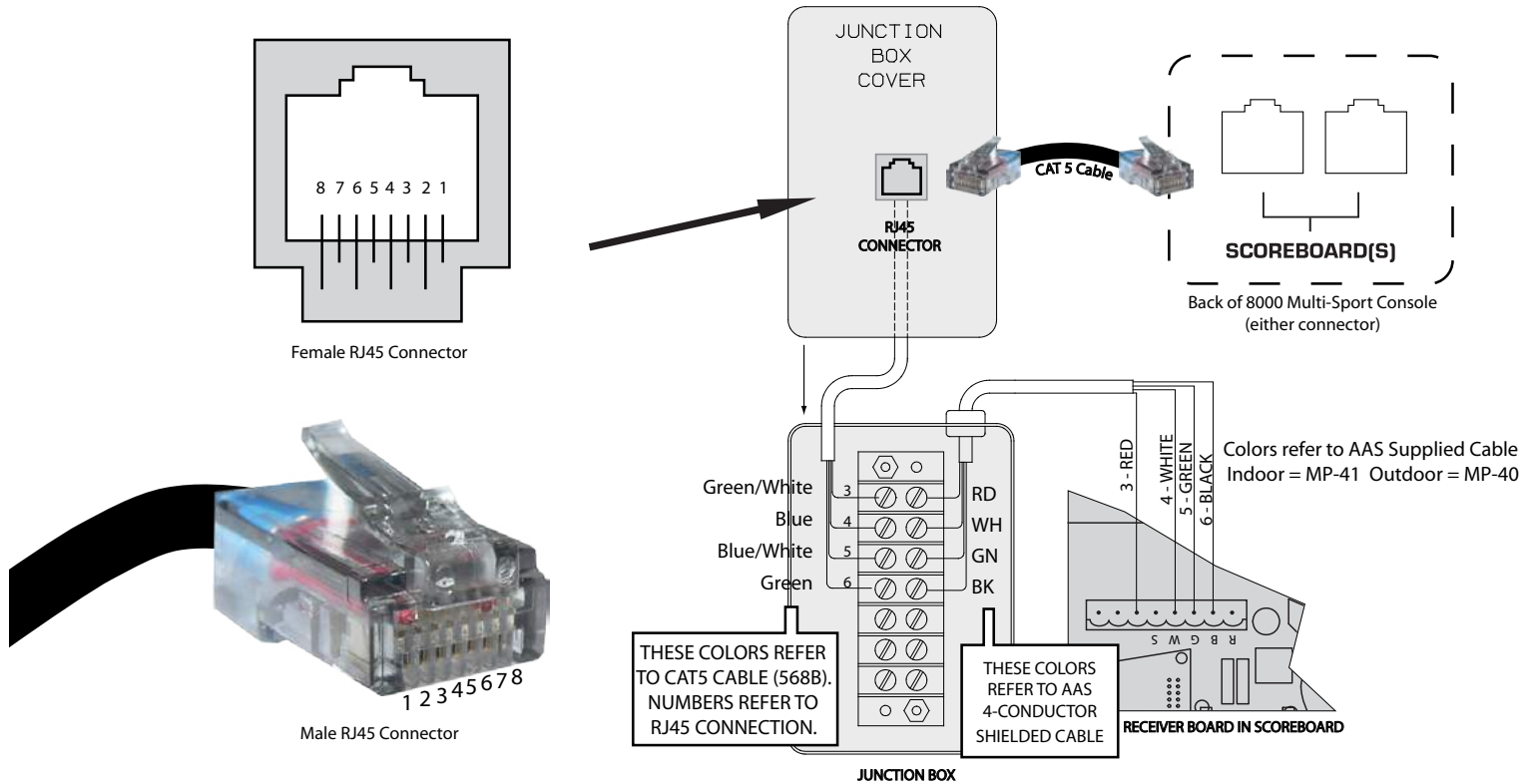
Quantity of kits depends on board and number of poles required. Installed at every point where a pole and a strut channel intersect. Local ordinances, soil conditions and wind load requirements may require additional structure.





Hardwire Scoreboard Wiring

With a Standard Junction Box



Wiring a Supplemental Display

With a Single Junction Box

